

M.S. Shields  
DESIGN



Design  
Services  
Guide

[www.mshieldsdesign.com](http://www.mshieldsdesign.com)

# My Design Approach

I got my Bachelors in Interior Design at Murray State University and have been working in the Design and Construction Industry since I was still in school. I got my start in custom cabinet design where I developed a passion for helping people create a space that was not only beautiful, but functional. My number one goal is helping clients to create a space that truly serves their needs, and makes their lives a little easier. I have spent the last 12+ years working in the Design/Build world, helping clients to design spaces that reflect their own individual style. With a strong background in construction processes and project management, as well as extensive estimating experience and product knowledge, I hope to bring a unique and well-rounded perspective to each project.



“Design is more than  
how it looks and  
feels, design is how  
it works.”

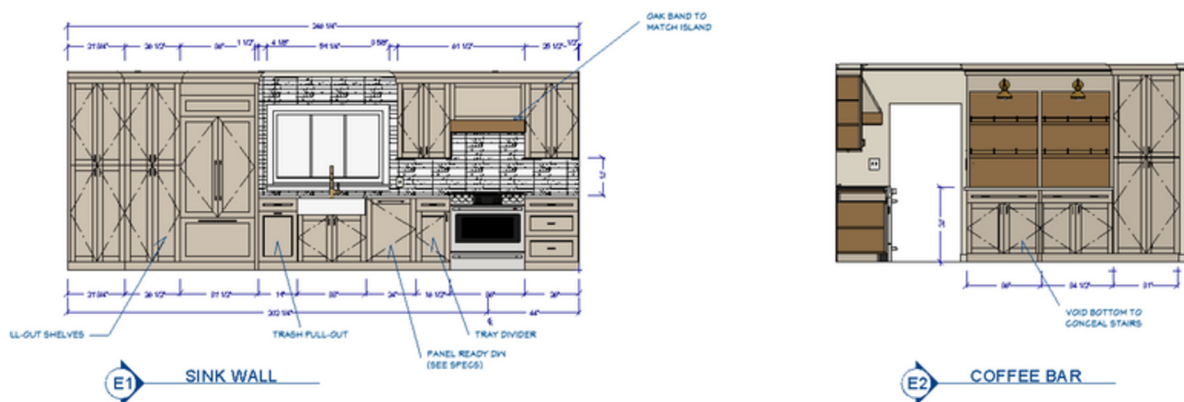
-Steve Jobs

# It doesn't have to be overwhelming...

Starting a remodeling project can be both exciting and daunting. Whether you're refreshing a single room, or reimagining your entire home, a well-structured approach is essential for turning your vision into reality. We can guide you through the design/build process, so you can navigate it with clarity and confidence.

Remodeling involves more than just choosing colors and materials; it requires careful planning, budgeting, and decision-making. We will walk you through the entire process, from defining your project goals and establishing a budget, to helping you understand design options. We will work with your contractor throughout the process. We'll cover considerations such as timelines, permits, and potential challenges, providing you with the tools and insights needed to bring your vision to life.

With our structured approach, you can ensure that your remodel is not only tailored to your personal aesthetic, but also functional and aligned with your long-term goals. Let's dive in and start the exciting journey of transforming your space.



# How It Works

**01 BOOK A DISCOVERY CALL**  
Schedule a call to tell us about your project. We will discuss your goals for the space, your style, and your needs.

**02 SITE VISIT**  
We may need to schedule a time to meet on site to discuss your project in more detail. We will take measurements and notes as needed.

**03 SIGN THE CONTRACT**  
Once you have signed a Design Contract, and paid the deposit, we will get to work creating your perfect layout and design.

**04 DESIGN YOUR DREAM HOME**  
We will meet to review your layout and finalize the plans, then get started on making the appropriate material selections. You will receive a copy of the plan set, as well as a detailed breakdown of all materials and install drawings for your specific project when complete.



## COMMUNICATION

### CONTACT DETAILS

859.397.6086

[michaela@mshieldsdesign.com](mailto:michaela@mshieldsdesign.com)

Versailles, KY

### OFFICE HOURS

M - F 9:00am - 4:00pm CST

Sat-Sun Closed

### WEBSITE

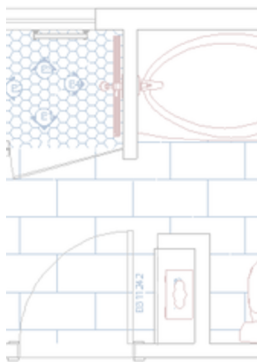
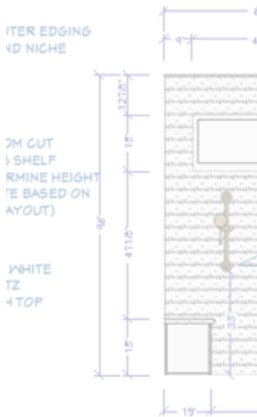
[www.mshieldsdesign.com](http://www.mshieldsdesign.com)

### SOCIAL MEDIA

[@m.shieldsdesign](https://www.instagram.com/m.shieldsdesign)

# Detailed Plan Sets

Plans are the most important part of any project. In order to define the scope of work, we need a good set of plans. Floor plans alone don't tell each subcontractor how to install your materials. Detailed plan sets do. We call out the most nuanced details to ensure all parties involved in your project are on the same page. No one wants to do work twice.



## WHAT YOU'LL GET:

- ✓ Construction documents (ie floor plans, demolition plans, electrical plans, etc.)
- ✓ Detailed elevations depicting cabinet details, tile install, fixture locations, trim details
- ✓ 3D renderings of your project to give you a realistic idea of what all of your selections will look like together.

## NOTES:

TOILET TILE: 4X12 SUBWAY  
 STACK (VERTICAL)  
 JOINT  
 COLOR: SILVERADO

SHOWER TILE: HARLEQUIN MOSAIC  
 WITH SCHLUTER  
 TILE STRIP (VERTICALLY)  
 COLOR: SILVERADO



# Selection of Materials



Your home should reflect who YOU are. Every selection should represent your unique sense of style, and It should serve your needs. I want to bring your vision to life! I also don't want to blow your budget to make It happen.



## WHAT YOU'LL GET:

- ✓ Assistance making selections from everything to cabinets and countertops, fixtures and tile, down to the doorstops.
- ✓ Curated recommendations selected just for you to meet your needs and style.
- ✓ A complete portfolio that tracks each and every selection.
- ✓ Expert advice. With over 12+ years In design, construction, sales and estimating, you will receive knowledgeable advice based on years of experience.

# Additional Services



## Furnishing Contract

We are happy to assist with furnishing your project when the construction planning is complete. Let 3D renderings help you visualize the finished space.

## e-design

Struggling to pull together one room, or finalize furnishings or selections. A one hour consult and a curated mood board with links to products can have you ready to entertain guests in no time.


Your home, by design.

# Once construction begins...

**1** **Coordination with Contractors**  
We will work with you and your contractor to put together the final budget based on the scope of work and materials selected.

**2** **Hands on Approach**  
Work collaboratively to solve any problems that arise during construction. This might involve rethinking certain design elements or finding alternative solutions.

**3** **Tracking Materials**  
There are so many decisions you have to make when starting a remodel, and lots of changes as the design evolves. It can be hard to keep track, We use the latest softwares to help manage all of your selections and track them throughout the course of the project so that you can rest a little easier.





**Activity** Filter...

- LG** Lauren Geiger updated the status of **Shower system (Primary Bath)** to **Ordered** August 8 8:08 pm  
 Ordered "Ordered from Ferguson 8/8/24"
- LG** Lauren Geiger updated the status of **Tub (Primary Bath)** to **Ordered** August 8 8:08 pm  
 Ordered "Ordered from Ferguson 8/8/24"
- LG** Lauren Geiger updated the status of **Faucet (Primary Bath)** to **Ordered** August 8 8:08 pm  
 Ordered "Ordered from Ferguson 8/8/24"
- LG** Lauren Geiger updated the status of **Bathroom sink (Primary Bath)** to **Ordered** August 8 8:08 pm  
 Ordered "Ordered from Ferguson 8/8/24"
- LG** Lauren Geiger updated the status of **Toilet (Primary Bath)** to **Ordered** August 8 8:08 pm  
 Ordered "Ordered from Ferguson 8/8/24"
- LG** Lauren Geiger updated the status of **Cabinet hardware** to **Ordered** August 8 8:08 pm  
 Ordered "Ordered from Ferguson 8/8/24"
- LG** Lauren Geiger updated the status of **Sconce** to **Ordered** August 8 8:08 pm  
 Ordered "Ordered from Ferguson 8/8/24"

4

## Project Portfolio

When your project is complete, we can provide you with a PDF portfolio with all of the selections and materials used to ensure if you ever need to replace, repair, or service, you have all of the information available.






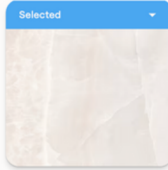
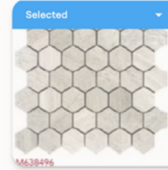
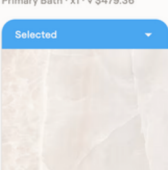
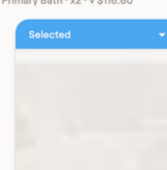
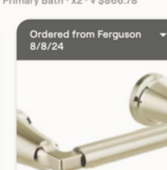

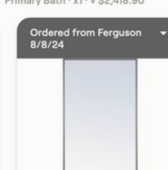
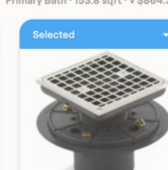
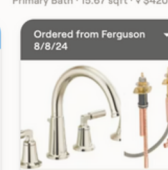
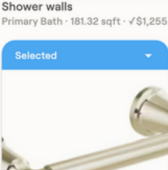
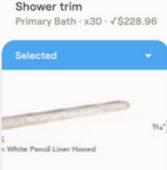

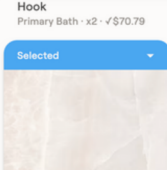
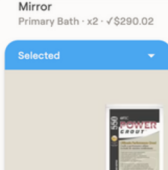
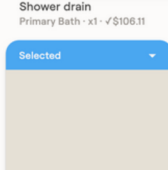
5

## Furnishing and Styling

If you have elected to contract our services for furnishing and styling your completed project, we will help add those finishing touches that make your house a home.

Open (4) Client review (4) **Confirmed (23)**

Confirmed selections by **Location** All statuses

 <p><b>Toilet</b> Primary Bath · x1 · √\$479.36</p>	 <p><b>Bathroom sink</b> Primary Bath · x2 · √\$116.60</p>	 <p><b>Faucet</b> Primary Bath · x2 · √\$866.78</p>	 <p><b>Tub</b> Primary Bath · x1 · √\$2,279</p>	 <p><b>Shower system</b> Primary Bath · x1 · √\$2,418.90</p>	 <p><b>Floor Tile</b> Primary Bath · 153.8 sqft · √\$864.36</p>	 <p><b>Shower floor</b> Primary Bath · 15.67 sqft · √\$420</p>
 <p><b>Shower walls</b> Primary Bath · 181.32 sqft · √\$1,255.26</p>	 <p><b>Shower trim</b> Primary Bath · x30 · √\$228.96</p>	 <p><b>Toilet paper holder</b> Primary Bath · x1 · √\$66.30</p>	 <p><b>Hook</b> Primary Bath · x2 · √\$70.79</p>	 <p><b>Mirror</b> Primary Bath · x2 · √\$290.02</p>	 <p><b>Shower drain</b> Primary Bath · x1 · √\$106.11</p>	 <p><b>Tub filler</b> Primary Bath · x1 · √\$737.51</p>
 <p><b>Towel ring</b></p>	 <p><b>Niche trim</b></p>	 <p><b>Tile chair rail</b></p>	 <p><b>Tub wall (above chair rail)</b></p>	 <p><b>Grout</b></p>	 <p><b>Caulk</b></p>	

# FAQ's

## What should I expect during the initial consultation?

During the initial consultation, we will talk about your goals, lifestyle, and preferences. We will discuss budget and timeline, review any existing plans or ideas, and provide an overview of our process and services.

## How long does the design process take?

The duration of the design process varies depending on the complexity of the project, the size of the space, and the scope of work. It also depends on your availability and ability to make decisions. A typical residential project might take a few weeks, while larger or more intricate projects could take longer.

## Can I work with a designer if I have a limited budget?

Yes, we work with clients on varying budgets. We can help you prioritize needs and suggest cost-effective solutions to achieve your design goals within your budget. Hiring a designer can actually save you money.

## How do you charge for your services?

We operate on a flat rate fee. We don't want you to be shocked when you get the bill for an hourly rate. We will estimate the amount of time involved in your project and send you a bid for the scope of work. If the project evolves or we make excessive revisions, we will issue a change order before moving forward, so you have control of your budget. Having a solid plan up front will save you money in the long run.

## How do you handle project management?

We will work with you for the duration of the project by coordinating with contractors, suppliers, and other professionals. We will oversee the implementation of the design, helping to ensure deadlines are met, and address any issues that arise during construction or installation. We can also refer you to some wonderful contractors so that you can choose the perfect fit for your project.

# Testimonials



## Sarah Foster

“Working with Michaela on our full home renovation was an absolute joy. Michaela was professional, knowledgeable, creative, and extremely helpful throughout the entire process. This was our first experience using a designer, and Michaela was a game-changer. She helped relieve so much of the stress that usually accompanies a renovation of this magnitude and we couldn’t be happier with the end result!”

## Kim & Tommy Rogers

“From the moment she stepped into our home, it was evident she wanted to help us create our perfect kitchen. Michaela listened intently to our wishes, quirks, and needs. She transformed our outdated kitchen into a space that not only reflects our taste but also fits our daily routines. Her attention to detail was remarkable; every cabinet, fixture and material selection was thoughtfully chosen. We can’t thank Michaela enough for her dedication, creativity, and expertise. Our kitchen is now the heart of our home, a testament to her talent. We are so thankful Michaela was by our side through this process. She turned our vision into reality, and for that, we’re forever grateful.”



## Lori Golinski

“A home remodel project can be a daunting task. From managing the budget, to design choice and interactions with the contractors, it can be overwhelming. Michaela was a tremendous resource to us during this entire project. From excellent opinions on design choices, to helping to find items and materials within the budget, her work helped to organize and keep our project on task. I’m also a visual person, so seeing the choices we made come to life in 3D renderings was extremely helpful in giving me the confidence I’d like the final product. In the end, we’re so happy with our final result, and we appreciate her help in transforming our vision into reality!”

# Let's Get Started!

Design is more than just arranging elements; it's about crafting an environment that reflects who you are and what you love. It's about turning dreams into tangible realities, blending style with functionality, and creating a space that feels uniquely yours. Get ready to explore endless possibilities, experiment with exciting ideas, and make design choices that will bring your vision to life.

My outlook on design has changed tremendously over the years, but especially since becoming a mom. I believe everyone deserves to feel comfortable and at peace in their home, and it is my mission to help make that a reality for my clients.

*Michaela M. Shields*  
Founder, M. Shields Design



859.397.6086

[www.mshieldsdesign.com](http://www.mshieldsdesign.com)

[michaela@mshieldsdesign.com](mailto:michaela@mshieldsdesign.com)

